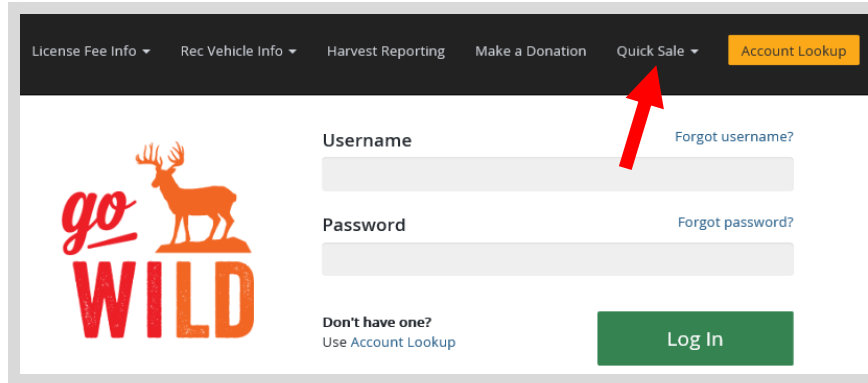
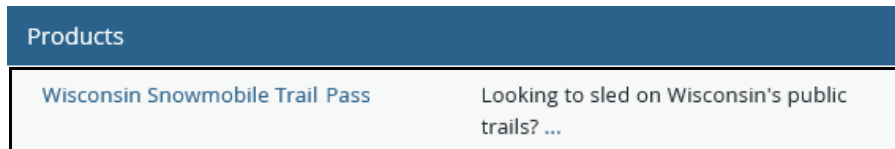


# HOW TO: Purchase a Wisconsin snowmobile trail pass

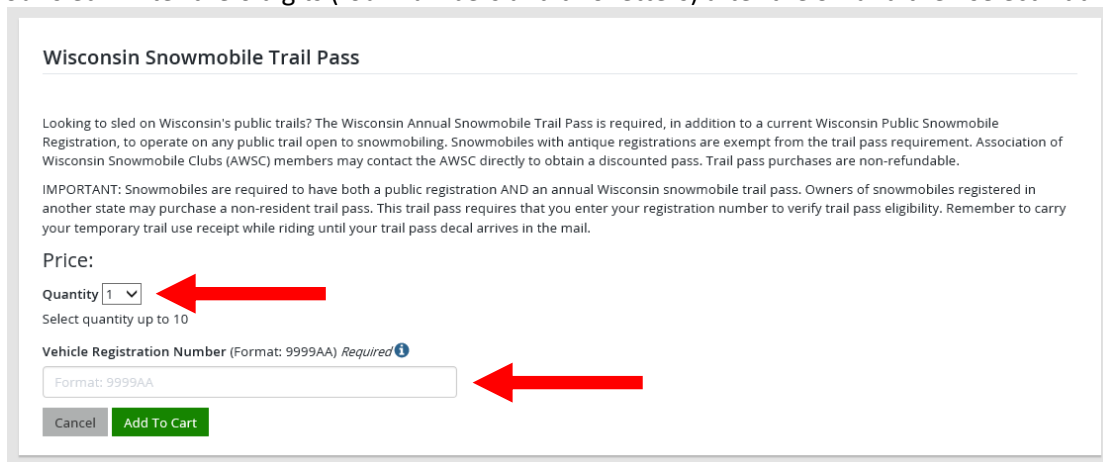
- Visit [gowild.wi.gov](http://gowild.wi.gov). Select the “Quick Sale” link at the top of the screen and select Trail Passes.



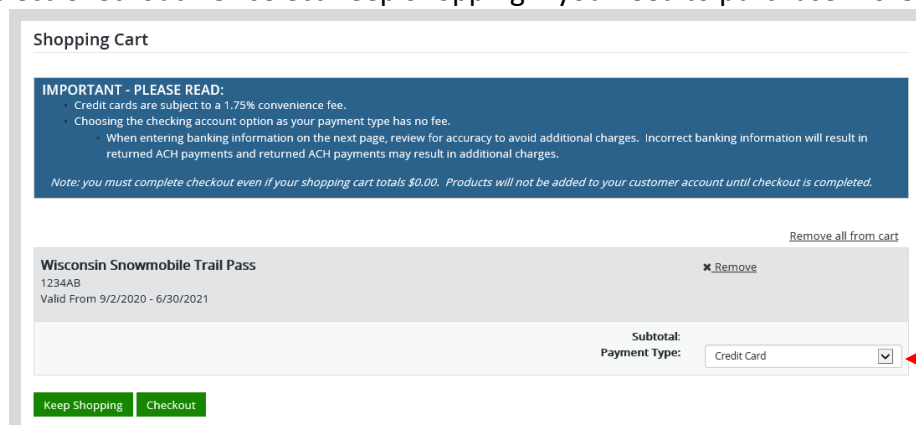
- **Product Catalog.** Select the product for the Wisconsin Snowmobile Trail Pass. *Note: This product is only for snowmobiles that are registered in Wisconsin. If your snowmobile is registered in another state, you should select the alternate product Nonresident Snowmobile Trail Pass.*



- **Wisconsin Snowmobile Trail Pass.** Select the number of trail passes you wish to purchase. Enter the Wisconsin snowmobile registration number for each pass. This is the same number on your registration sticker you have on your sled. Enter the 6 digits (four numbers and two letters) after the SN and then select Add to Cart.



- **Shopping Cart.** Confirm your purchase is correct. Select your **Payment Type** (Credit Card or Checking Account) and select Checkout. Or select Keep Shopping if you need to purchase more.



- **Shipping Details.** Enter the location you would like your items shipped and select NEXT.

Shipping Details

First Name *Required*  Middle Name  Last Name *Required*  Suffix

Organization  Phone Number  Email Address

Address *Required*

Address 2

City *Required*

State / Province *Required*  ▼

Postal Code *Required*


Country *Required*  ▼

- **Donations:** Make a donation to the Cherish Wisconsin Fund. You may select one of the predetermined amounts or select Other to enter in a specific amount.


**Make a donation today:**

- **Make Payment.** Check the screen for reminders and confirm the total. A convenience fee of 2% will be added to your total when a credit card is used. Select  when ready.
- **Payment Processing.** Scroll to the bottom and enter your credit card (or checking account) information. Select the red  button when finished.

Payment Method

Card Number  

Expiration Date Month  ▼ Year  ▼

Card Security Code  

Card Billing Address  Use my contact information address  
 Use a different address

A convenience fee will be charged for this transaction. This fee amount will display on the next page where you will be able to cancel or confirm your payment.

[Cancel](#)

- **Review Payment.** The last step before the license purchase is final. Confirm your payment details, payment method, Billing address, and contact info on the screen. Select **Confirm** when finished.
- **Confirmation.** Your purchase is final, but you are not done yet! Copy down the confirmation number or print the screen. Then select the red [Continue To State Website](#) button to return and print your documents.

## Confirmation

**You must click the "Continue" button below in order to return to the state agency's website.**

Please keep a record of your Confirmation Number, or [print this page](#) for your records.

Confirmation Number **XWNXCS000090099**

**Continue To State Website**

- **Printing your license.** Now back in the Go Wild site, scroll down all the way to the bottom and select the **Receipt and License Documents** button and open the documents for printing. This will print your Temporary Operating Receipt, which must be carried while operating the sled until the trail pass arrives by mail.

**Temporary Trail Use Receipt: Wisconsin Snowmobile Trail Pass**

Valid from 8/27/2020 through 9/17/2020

This temporary trail use receipt is valid for the dates listed above and is required to be carried by the operator of the vehicle listed below when operating on state trails or corridors without an annual trail pass decal permanently affixed to the machine in the required location.

**Vehicle Make: Polaris**

**Vehicle Model: Razor**

Yes, the vehicle this pass is being purchased for meets Wisconsin's legal definition of an ATV, UTV, or snowmobile.:  
True