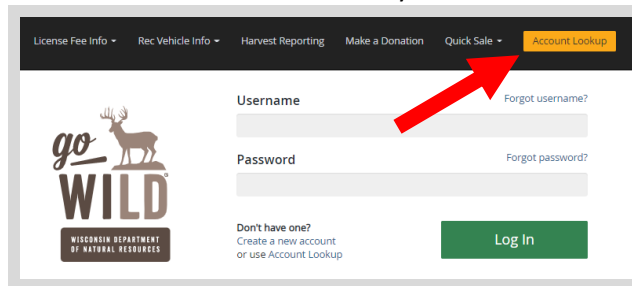


HOW TO: Purchase a Non-Resident Family Fishing on Go Wild

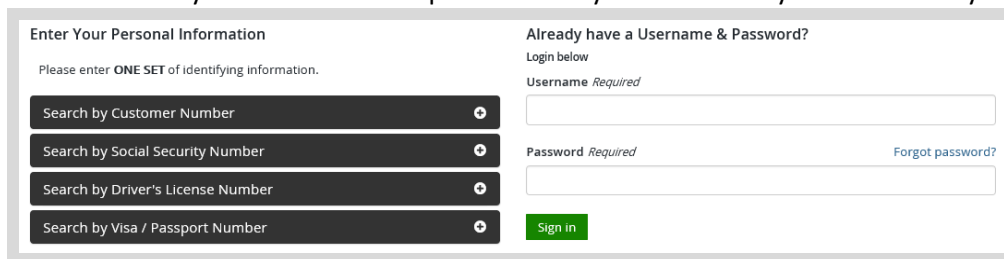
(Issued to a legally married nonresident couple or single parent and their 16 and 17 year-old children).

STEP 1: Log into your Go Wild account

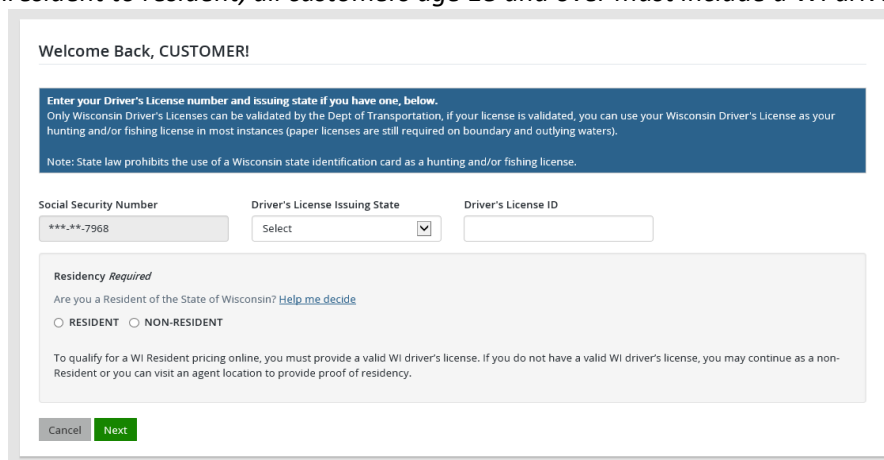
- **Visit the website gowild.wi.gov.** If you have already set up a username/password for your account, you may log in directly using that. If you have not yet created a username/password, use the "Account Lookup" option to search for your account or create a new account if necessary.



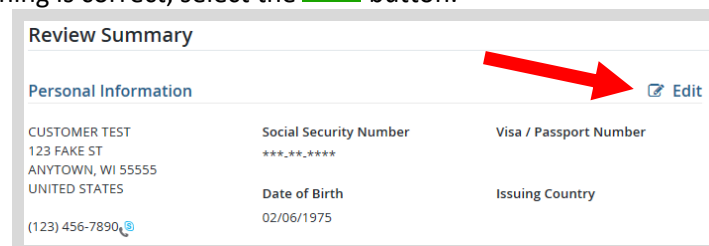
- **Access your Account** - Search for your existing customer record using one of the four personal information options on the left. Or enter your username and password for your account if you have already created one.



- **Welcome Back!** Enter your driver license information (optional). If you do not wish to enter your driver license, leave both the DL state and DL number blank. Next indicate your state residency (Wisconsin resident or nonresident). If you are unsure of your state residency, select the [Help me decide](#) link. *Note: To change your residency from nonresident to resident, all customers age 18 and over must include a WI driver license number.*



- **Review Summary.** Check your personal information for accuracy. If changes need to be made, select the [Edit](#) icon. If everything is correct, select the **Yes** button.

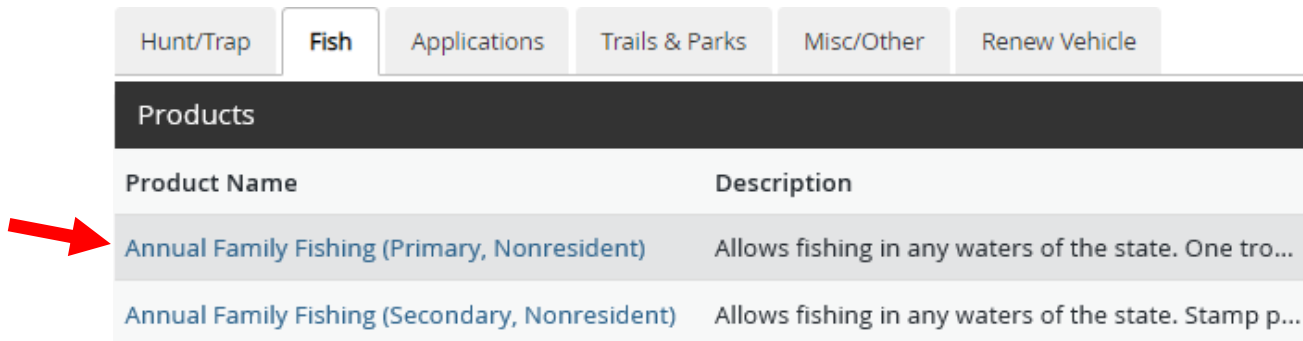


STEP 2: Select your license/application product

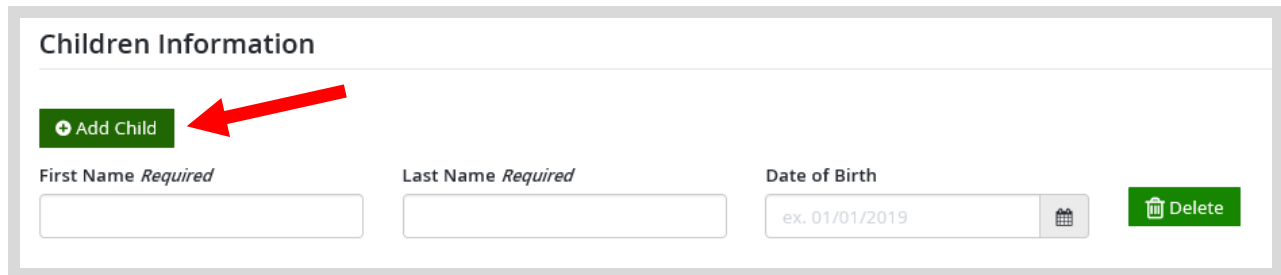
- **Customer Homepage.** Locate the License Catalog section and select the **SEE PRODUCTS** button



- **Product Catalog.** Under the Fish tab, select the [Annual Family Fishing \(Primary, Nonresident\)](#) product.



- **Adding children to the license.** Select the **+ Add Child** button to add on any children who are 16 or 17 years old. You will need first name, last name, and date of birth for each child.

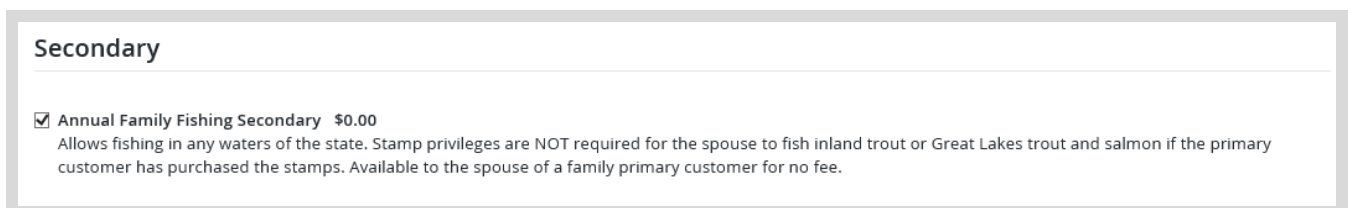


Children Information

+ Add Child

First Name *Required* Last Name *Required* Date of Birth ex. 01/01/2019 **Delete**

- **Adding the Spouse to the license.** You also can add the Secondary (spouse) to the license in the same transaction. This selection will be auto-checked for you, but you may uncheck if you do not wish to purchase the spouse license at this time.



Secondary

Annual Family Fishing Secondary \$0.00
Allows fishing in any waters of the state. Stamp privileges are NOT required for the spouse to fish inland trout or Great Lakes trout and salmon if the primary customer has purchased the stamps. Available to the spouse of a family primary customer for no fee.

- **Selecting the Add-ons.** Select any stamps or other add-ons offered with the license. Note: For the nonresident Family Fishing, only one

Add-on At Cost for Primary Customer

Go Wild Conservation Card \$3.50
Get your Card now! You will receive your card in the mail within 14 business days. The Conservation Card does not expire. It is a convenient and durable alternate to paper licenses. Licenses, stamps, and hunter education authorities can all be accessed from the Conservation Card. You are required to carry paper carcass tags for certain species.

Inland Waters Trout Stamp \$10.00
Allows fishing (in addition to a license authorizing fishing) for trout on all inland waters, except Green Bay and Lake Michigan tributaries up to the first dam or lake and tributaries to Lake Superior. Conservation Patrons, Senior Citizen Recreation cardholders, and free resident Military Fishing/Small Game license holders are exempt from purchasing an inland trout stamp.

Great Lakes Salmon/Trout Stamp \$10.00
Allows fishing (in addition to a license authorizing fishing) for trout or salmon on Lake Superior, Lake Michigan, Green Bay and the tributaries of Lake Michigan and Green Bay up to the first dam or lake. Conservation Patrons, Senior Citizen Recreation cardholders, and free resident Military Fishing/Small Game license holders are exempt from purchasing a great lakes trout & salmon stamp.

- **Confirming the Secondary Customer.** Enter the Secondary customer's date of birth in the field to the left, plus ONE of the items on the right (DNR number, SSN, or Driver License number).

Annual Family Fishing (Secondary, Nonresident)

Allows fishing in any waters of the state. Stamp privileges are NOT required for the spouse to fish inland trout or Great Lakes trout and salmon if the primary customer has purchased the stamps. Available to the spouse of a family primary customer for no fee.

Price:
Please enter the Secondary Customer's Date of Birth and one of the additional fields.

Secondary Customer Date of Birth *Required*

Secondary Customer DNR Number

OR

Secondary Customer Social Security Number

OR

Secondary Customer Driver's License Number

Enter only one of these

Enter Date of Birth

Add-on At Cost for Secondary Customer

Go Wild Conservation Card
Get your Card now! You will receive your card in the mail within 14 business days. The Conservation Card does not expire. It is a convenient and durable alternate to paper licenses. Licenses, stamps, and hunter education authorities can all be accessed from the Conservation Card. You are required to carry paper carcass tags for certain species.

STEP 3: Make payment and print your receipt

- **Shopping Cart.** Confirm your purchase is correct. Select your **Payment Type** (Credit Card or Checking Account) and select . Or select Keep Shopping if you need to purchase more.

James Test
DNR 729-086-322

Shopping Cart [Remove all from cart](#)

Go Wild Product [✕ Remove](#)

Valid From 2/9/2022

Subtotal:

Payment Type:







- **Donations:** Make a donation to the Cherish Wisconsin Fund. You may select one of the predetermined amounts or select Other to enter in a specific amount.

Make a donation today:


No thank you \$2 \$5 \$10 Other

- **Make Payment.** Check the screen for reminders and confirm the total. A convenience fee of 2% will be added to your total when a credit card is used. Select **Make Payment** when ready.
- **Payment Processing.** Scroll to the bottom and enter your credit card (or checking account) information. Select the red Continue button when finished.

Payment Method

Card Number    

Expiration Date Month Year

Card Security Code 

Card Billing Address Use my contact information address
 Use a different address

A convenience fee will be charged for this transaction. This fee amount will display on the next page where you will be able to cancel or confirm your payment.

Continue [Cancel](#)

- **Review Payment.** The last step before the license purchase is final. Confirm your payment details, payment method, Billing address, and contact info on the screen. Select **Confirm** when finished.
- **Confirmation.** Your purchase is final, but you are not done yet! Copy down the confirmation number or print the screen. Then select the red Continue To State Website button to return and print your license documents.

Confirmation

You must click the "Continue" button below in order to return to the state agency's website.

Please keep a record of your Confirmation Number, or [print this page](#) for your records.

Confirmation Number **XWNXCS000090099**

Continue To State Website

- **Printing your license.** Now back in the Go Wild site, scroll down and select the **Receipt and License Documents** button to open your receipt documents for printing.