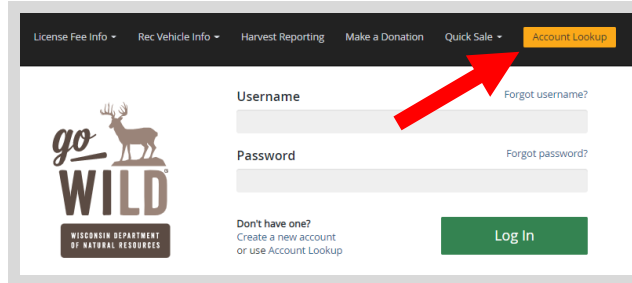


# HOW TO: Purchase an Annual Fishing License on Go Wild

## STEP 1: Log into your Go Wild account

- **Visit the website [gowild.wi.gov](http://gowild.wi.gov).** If you have already set up a username/password for your account, you may log in directly using that. If you have not yet created a username/password, use the "Account Lookup" option to search for your account or create a new account if necessary.



License Fee Info - Rec Vehicle Info - Harvest Reporting - Make a Donation - Quick Sale - **Account Lookup**

**go WILD**  
WISCONSIN DEPARTMENT OF NATURAL RESOURCES

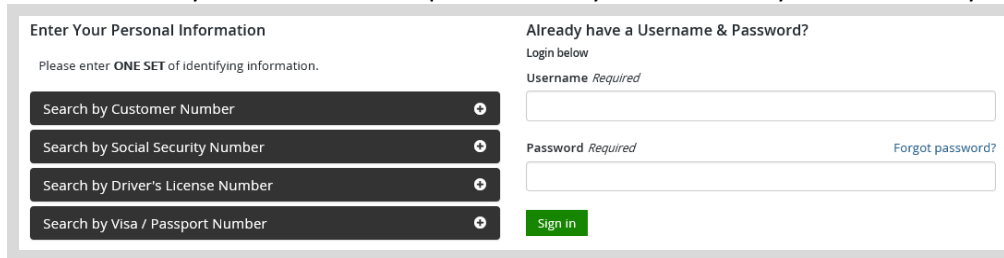
Username Forgot username?

Password Forgot password?

Don't have one?  
Create a new account or use Account Lookup

**Log In**

- **Access your Account** - Search for your existing customer record using one of the four personal information options on the left. Or enter your username and password for your account if you have already created one.



Enter Your Personal Information

Please enter ONE SET of identifying information.

- Search by Customer Number
- Search by Social Security Number
- Search by Driver's License Number
- Search by Visa / Passport Number

Already have a Username & Password?

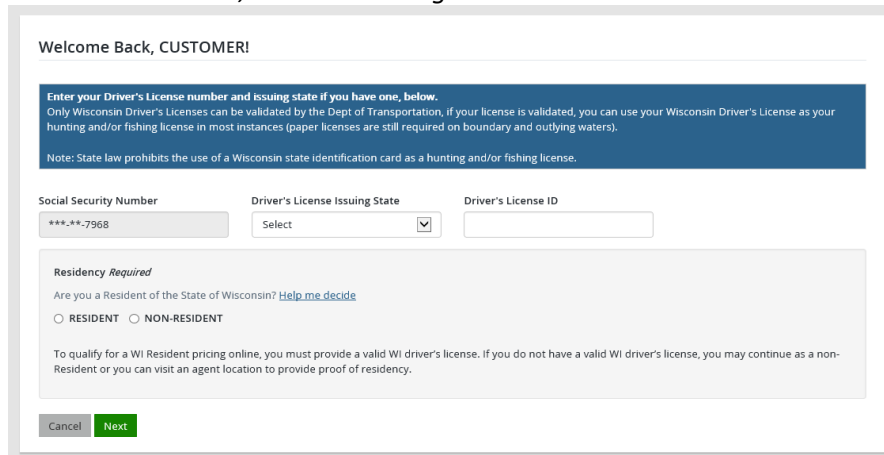
Login below

Username *Required*

Password *Required* [Forgot password?](#)

**Sign in**

- **Welcome Back!** Enter your driver license information (optional). If you do not wish to enter your driver license, leave both the DL state and DL number blank. Next indicate your state residency (Wisconsin resident or nonresident). If you are unsure of your state residency, select the [Help me decide](#) link. *Note: To change your residency from nonresident to resident, all customers age 18 and over must include a WI driver license number.*



Welcome Back, CUSTOMER!

**Enter your Driver's License number and issuing state if you have one, below.**  
Only Wisconsin Driver's Licenses can be validated by the Dept of Transportation, if your license is validated, you can use your Wisconsin Driver's License as your hunting and/or fishing license in most instances (paper licenses are still required on boundary and outlying waters).

Note: State law prohibits the use of a Wisconsin state identification card as a hunting and/or fishing license.

Social Security Number: \*\*\*-\*\*-7968

Driver's License Issuing State: Select

Driver's License ID:

**Residency Required**

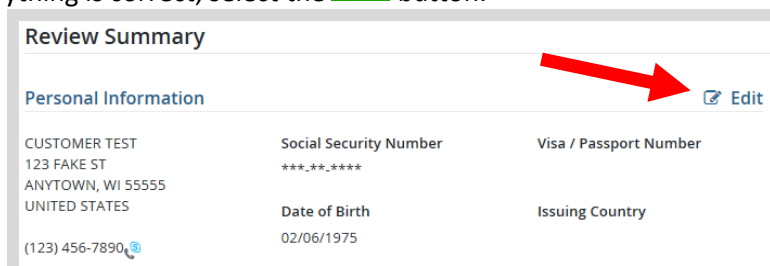
Are you a Resident of the State of Wisconsin? [Help me decide](#)

RESIDENT  NON-RESIDENT

To qualify for a WI Resident pricing online, you must provide a valid WI driver's license. If you do not have a valid WI driver's license, you may continue as a non-Resident or you can visit an agent location to provide proof of residency.

**Next**

- **Review Summary.** Check your personal information for accuracy. If changes need to be made, select the [Edit](#) icon. If everything is correct, select the **Yes** button.



**Review Summary**

**Personal Information** [Edit](#)

CUSTOMER TEST 123 FAKE ST ANYTOWN, WI 55555 UNITED STATES (123) 456-7890	Social Security Number ***-**-****  Date of Birth 02/06/1975	Visa / Passport Number  Issuing Country
--	--	---

## STEP 2: Select your license/application product

- **Customer Homepage.** Locate the License Catalog section and select the **SEE PRODUCTS** button



- **Product Catalog.** Select the Fish tab, and then select the Annual Fishing License from the Product List.

Hunt/Trap	<b>Fish</b>	Applications	Trails & Parks	Misc/Other	Renew Vehicle
<b>Products</b>					
<b>Product Name</b>			<b>Description</b>		
Annual Fishing License (Resident)			Allows fishing in any waters of the state. Stamp ...		

- **Add-on options.** Select any stamps or other add-on products you would like with your fishing license by selecting the check boxes. Select Add to cart when done.

### Annual Fishing License (Resident)

---

Allows fishing in any waters of the state. Stamp Privileges are required to fish inland trout or great lakes trout & salmon.

Price:

#### Add-on At Cost

---

**Go Wild Conservation Card**  
Get your Card now! You will receive your card in the mail within 14 business days. The Conservation Card does not expire. It is a convenient and durable alternate to paper licenses. Licenses, stamps, and hunter education authorities can all be accessed from the Conservation Card. You are required to carry paper carcass tags for certain species.

**Inland Waters Trout Stamp**  
Allows fishing (in addition to a license authorizing fishing) for trout on all inland waters, except Green Bay and Lake Michigan tributaries up to the first dam or lake and tributaries to Lake Superior. Conservation Patrons, Senior Citizen Recreation cardholders, and free resident Military Fishing/Small Game license holders are exempt from purchasing an inland trout stamp.

**Great Lakes Salmon/Trout Stamp**  
Allows fishing (in addition to a license authorizing fishing) for trout or salmon on Lake Superior, Lake Michigan, Green Bay and the tributaries of Lake Michigan and Green Bay up to the first dam or lake. Conservation Patrons, Senior Citizen Recreation cardholders, and free resident Military Fishing/Small Game license holders are exempt from purchasing a great lakes trout & salmon stamp.

## STEP 3: Make payment and print your receipt

- **Shopping Cart.** Confirm your purchase is correct. Select your **Payment Type** (Credit Card or Checking Account) and select **Checkout**. Or select Keep Shopping if you need to purchase more.

James Test  
DNR 729-086-322

Shopping Cart [Remove all from cart](#)

**Go Wild Product** [✕ Remove](#)  
Valid From 2/9/2022

Subtotal:  
Payment Type: Credit Card

[Keep Shopping](#) [Checkout](#)

- **Donations:** Make a donation to the Cherish Wisconsin Fund. You may select one of the predetermined amounts or select Other to enter in a specific amount.

**Make a donation today:**

[No thank you](#) [\\$2](#) [\\$5](#) [\\$10](#) [Other](#)

- **Make Payment.** Check the screen for reminders and confirm the total. A convenience fee of 2% will be added to your total when a credit card is used. Select **Make Payment** when ready.
- **Payment Processing.** Scroll to the bottom and enter your credit card (or checking account) information. Select the red **Continue** button when finished.

Payment Method

Card Number

Expiration Date Month  Year

Card Security Code

Card Billing Address  Use my contact information address  
 Use a different address

A convenience fee will be charged for this transaction. This fee amount will display on the next page where you will be able to cancel or confirm your payment.

[Continue](#) [Cancel](#)

- **Review Payment.** The last step before the license purchase is final. Confirm your payment details, payment method, Billing address, and contact info on the screen. Select **Confirm** when finished.
- **Confirmation.** Your purchase is final, but you are not done yet! Copy down the confirmation number or print the screen. Then select the red **Continue To State Website** button to return and print your license documents.

**Confirmation**

You must click the "Continue" button below in order to return to the state agency's website.  
Please keep a record of your Confirmation Number, or [print this page](#) for your records.

Confirmation Number **XWNXCS000090099**

[Continue To State Website](#)

- **Printing your license.** Now back in the Go Wild site, scroll down and select the **Receipt and License Documents** button to open your receipt documents for printing.